


# The Create-A-Beam™ System

Mix & Match For Endless Combinations!



## StarterBeams™

*This Is Where Beam-Balancing Begins!*

Light and easily portable beams attach together in seconds with high-impact tube plugs. Six sections in **COLORZ** are 2' L x 5" W x 2.5" H for 12 feet of beam. Optional hexagonal **BeamDocks** open the imagination to dozens of shapes and balance challenges. Constructed of no-tear *Dura-Tuff Foam* for years of tough institutional use. Activity guide includes over 24 layout configurations.

**StarterBeam**.....set (6 sections)


**BeamDocks**.....set (6 Docks)

## Curve-A-Beam™

*Add Some Twists & Turns!*

Your students get 12 feet of flowing, curvy balance fun in a beam design that's so flexible it can be configured in a dozen ways. Each of the 6 **COLORZ** sections are 2" L x 2.5" H x 4.5" W. Sections connect with tube plugs that insert in seconds for quick layout. Constructed of no-rip *Dura-Tuff Foam* for years of use. Activity guide included.

**Curve-A-Beam™**  
(6 sections)




## SkillSpots™

Get kids' feet above the ground so they can feel when they've lost their balance and stepped off. Flat poly spots can't teach balance! No-tear *Dura-Tuff Foam* construction: 2 1/2" high; activity guide included. Three different 6-piece sets for 3 different challenges. In sets of 6 **COLORZ**. Activity guide included.

**Challenge Set** (12" dia. To 7" dia.).....set of 6

**GeoSpots Set** (approx. 10" dia.).....set of 6

**Standard Set** (all 9" dia.).....set of 6



Rainbow Ladder

21 Feet of Beam!



The "Beam in a Box"!

## Create-A-Beam™

*Offers the Most Configuration Options!*

Now it's possible to create dozens of balance challenges with easy to connect "brick-like" sections. Each is 15" L x 5" W x 2 1/2" H. Sections have 8 pre-set holes which connect with small plastic tubes. Mix-and-match the connecting points for almost endless beam patterns! Layouts can be created in less than a minute, and when disassembled, all 18 **COLORZ** sections store compactly in a box. Constructed of *Dura-Tuff Foam* for years of use. Activity guide included.

**Create-A-Beam™**.....set (of 18 sections)

**Warning:** Balancing includes the risk of injury. Never jump, race, or run between sections, areas or Spots. Never space Spots more than 6" apart. Use only under qualified adult supervision.



# SkillSpots™

...Semi-soft "steppin stones" add variety to the balance challenge!

Mix with Foam Balance Beams!

**Warning:** Balancing includes the risk of injury. Never jump, race, or run from Spot-to-Spot. Never space Spots more than 6" apart. Use only under qualified adult supervision.

